

# CLEANCUT

Popular with OEMs... Perfect for Replacement!



## CleanCut Pump/PD Timer Combination.

Make every pump replacement an opportunity to upgrade your installation. Add the clean burning benefits of valve function with precise, electronic delay.

## The Oil Pump for the 21st Century

### The CleanCut Solenoid Advantage

The new Beckett CleanCut Pump—developed as a joint effort with Suntec Industries—combines the clean burning benefits of a solenoid valve with the hefty lift capabilities of traditional American pumps.

### Cleaner Operation

The solenoid valve cuts oil flow almost instantly when power is cut to the motor, eliminating coasting stops that can cause soot formation on shut-down. Pre-purge type controls or Beckett's new PD Timers work hand-in-hand with the CleanCut pump to establish airflow and bring pump pressure up to full operating levels before light-off. This ensures smoother and cleaner light-offs.

### More Reliable

There are fewer moving parts, compared to conventional pumps and fewer troublesome oil fittings to cause problems. In addition, all of the moving parts in the CleanCut have been in use for years either in the US or in Europe.

### Reduced Load on Motor

Configurations using an external valve deadhead pressure against the valve during start-up, increasing load on the motor. The CleanCut pump reduces demands on the motor during start-up by allowing oil to freely bypass the pump's piston.

### Higher Capacity

The unique design of the CleanCut Pump delivers up to 4 gallons per hour at 100 psi. (Note that applications above 3 gph will require an additional valve due to UL requirements.)

### Leak-Through Protection

The CleanCut pump utilizes the same piston valve used in traditional pumps, to provide the same level of protection from leak-through in gravity feed situations.



**Please Note:** The CleanCut pump is designed to be operated with modern electronic controls and must be used with a pre-purge or "valve-on" delay.

Controls without a delay will produce hard starts. This message is found on the label and packaging of all CleanCut pumps.

For more information contact:

# Beckett

Technology that works...for YOU!

U.S.A.: P.O. Box 1289, Elyria, Ohio 44036  
Canada: Guelph, Ontario N1G 3X7  
800-OIL BURN (645-2876)  
Fax: 440-327-1064  
[www.beckettcorp.com](http://www.beckettcorp.com)

## The Simple Design of the CleanCut Pump Provides Faster, Cleaner, More Reliable Cut-Offs and Cut-Ons.

As shown in the diagrams, the Beckett CleanCut Pump uses a solenoid valve, rather than the diaphragm and cone valves used in conventional pumps.

Solenoid valves open and close instantly when electrical current to the pump turns on and off. This provides higher-pressure cut-ons and cut-offs—for cleaner, more efficient burner operation.

And since there are fewer moving parts, there are fewer potential problems.

### Specifications:

#### Hydraulic Data

Nozzle pressure range 100-200 psi

Factory set pressure 100 psi

Operating fluids #2 & lighter fuel oils  
Viscosity 1.4 - 12 cSt  
0 - 25°C / 32 - 77°F in the pump

Inlet pressure 10 psi max.

Return pressure 10 psi max.

Suction height One pipe: 8' max.  
Two pipe: 14' max.

Rated speed 3600 rpm max.

Breakaway torque 36 in.-oz. max.

#### Solenoid Valve Characteristics

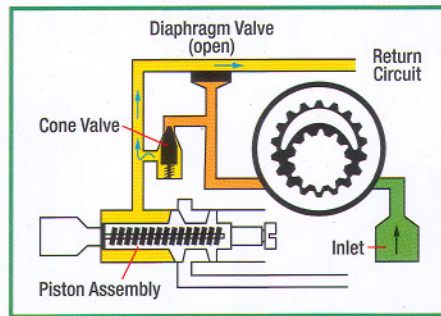
Voltage 24, 110-120 or 200-240 VAC, 50\*/60 Hz  
\*50 Hz not UL approved  
12 VDC

Power consumption 9 watts

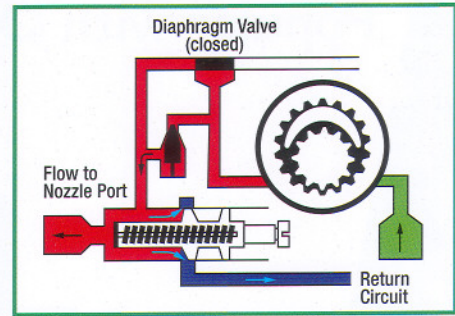
Ambient temperature 46°C / 115°F max.

Maximum pressure 200 psi

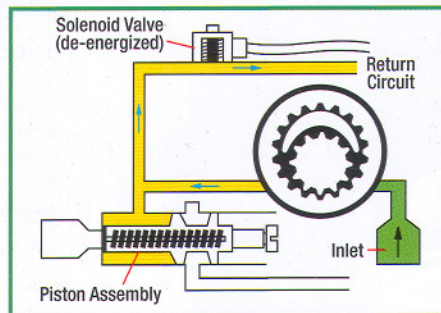
Certification UL, CUL



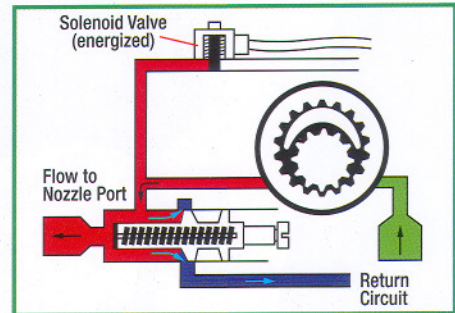
Conventional Pump — start-up



Conventional Pump — full speed



CleanCut Pump — start-up



CleanCut Pump — valve energized

